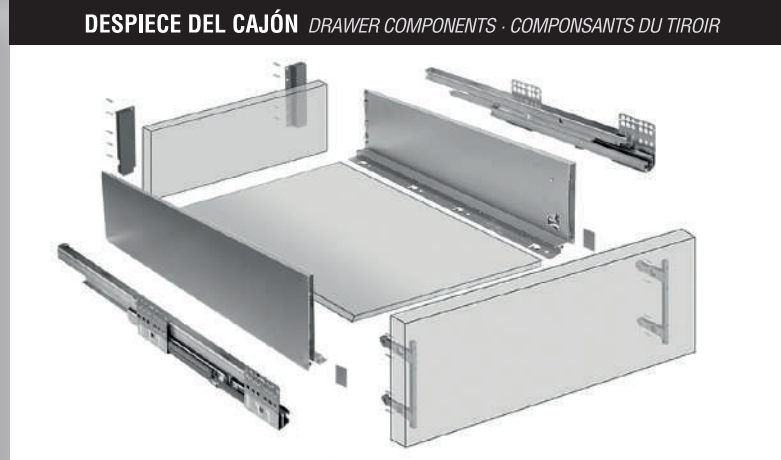




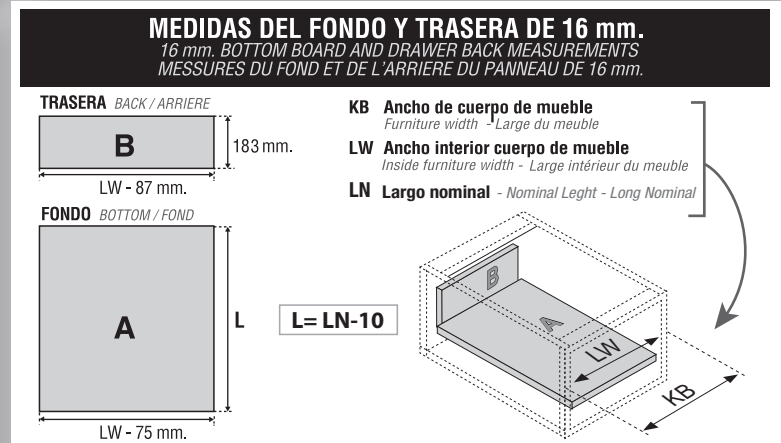
**KIT CAJÓN ALTURA 184**  
KIT 184 HEIGHT  
KIT 184 HAUTEUR



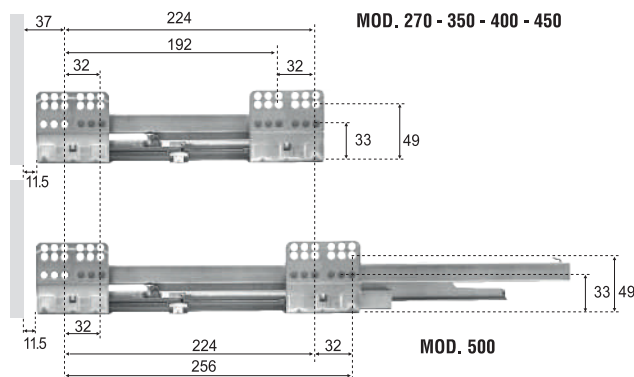
**DESPIECE DEL CAJÓN** DRAWER COMPONENTS · COMPOSANTS DU TIROIR

**KIT CAJÓN ALTURA 184**  
KIT 184 mm. HEIGHT · KIT 184 mm. HAUTEUR

<b>40</b> KG REF.	<b>Largo del Lateral</b> Side Length Longueur des lateraux <b>LN</b>	<b>Profundidad mín. Cuerpo de Mód.</b> Cabinet's Inside min. Width Profondeur min. de l'Interieur du Module	<b>Altura mín. Montaje</b> Min. Height Assembly Hauteur min. pour L'Assemblage
F92027	270 mm.	275 mm.	232 mm.
F92028	350 mm.	355 mm.	232 mm.
F92029	400 mm.	405 mm.	232 mm.
F92030	450 mm.	455 mm.	232 mm.
F92031	500 mm.	505 mm.	232 mm.

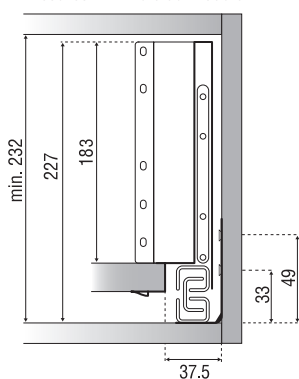


**MONTAJE DE GUÍAS** SLIDES FITTINGS · MONTAGE DES COULISSES

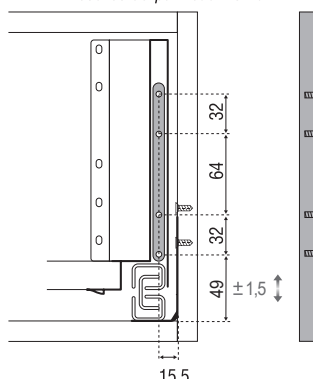


**MONTAJE CAJONERA 184 mm.** 184 mm. DRAWERS ASSEMBLY · MONTAGE DE TIROIRS DE 184 mm.

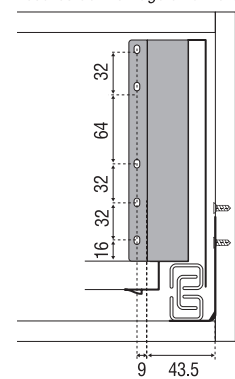
**MONTAJE MÍNIMO REQUERIDO**  
Minimum fitting measurements required  
Mesures minimale du module



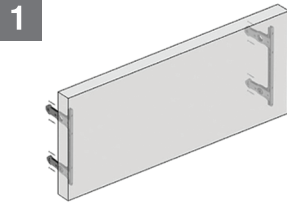
**MONTAJE FRONTAL**  
Drawer front fitting measurements  
Mesures du panneau frontal



**MONTAJE TRASERO**  
Drawer back fitting measurements  
Mesures de montage d'arrière



**MONTAJE CAJÓN TRASERA MELAMINA**  
*ASSEMBLY MELAMINE DRAWER BACK*  
**MONTAGE DU TIROIR ARRIÈRE MELAMINE**




**1 Montaje fijación frontal**  
*Drawer front brackets assembly*  
*Montage de la fixation frontale*



**2 Montaje laterales**  
*Sides assembly*  
*Assemblage des lateraux*



**3 Montaje del tablero inferior**  
*Drawer bottom board assembly*  
*Montage du panneau inferieur*



**4 Atornillar tablero inferior**  
*Screw drawer bottom board on*  
*Visser le panneau inferieur aux lateraux*



**5 Montaje enganches traseros**  
*Drawer back attachments assembly*  
*Montage des fixations arrieres*




**6 Montaje trasera**  
*Drawer back board assembly*  
*Montage du panneau de l'arriere*

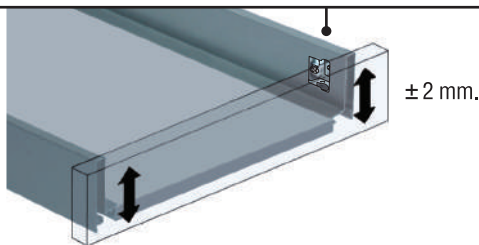
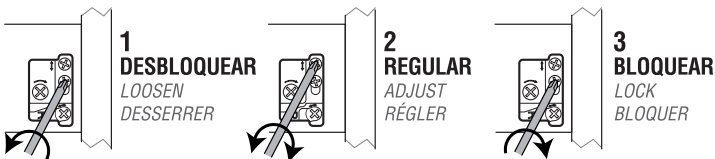


**7 Atornillar trasera**  
*Screw drawer back board on*  
*Visser le panneau d'arriere*

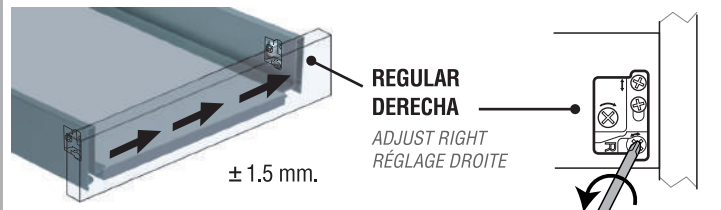
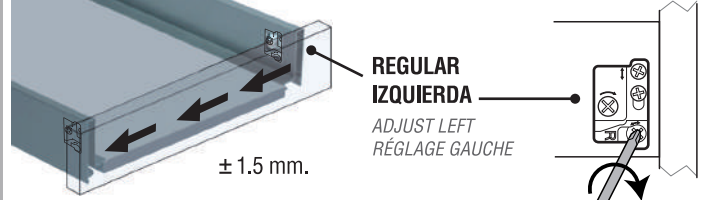
**MONTAJE DEL CAJÓN SOBRE LAS GUIAS** *DRAWER ASSEMBLY ON SLIDES* · *ASSEMBLAGE DU TIROIR SUR LES COULISSES*



**REGULACIÓN EN ALTURA DEL FRONTAL**  
*Drawer front board height adjustment*  
*Réglage en hauteur du panneau frontal*



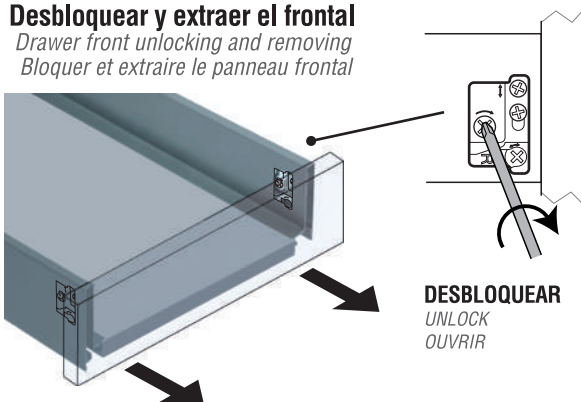
**REGULACIÓN LATERAL DEL FRONTAL**  
*Drawer front board horizontal adjustment*  
*Réglage horizontal du panneau frontal*



**EXTRACCIÓN DEL FRONTAL**

*DRAWER FRONT REMOVAL · EXTRACTION DU PANNEAU FRONTAL*

**Desbloquear y extraer el frontal**  
*Drawer front unlocking and removing*  
*Bloquer et extraire le panneau frontal*



**DESBLOQUEAR**  
*UNLOCK*  
*OUVRIIR*

**EXTRACCIÓN DEL CAJÓN**

*DRAWER REMOVAL · EXTRACTION DU TIROIR*

**2. EXTRAER**  
*EXTRACT*  
*EXTRAIRE*

**1. PRESIONAR**  
*PRESS · PRESSER*

